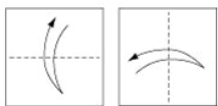
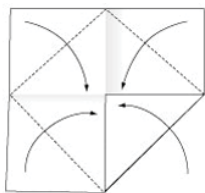


Valentine's Day Cootie Catcher

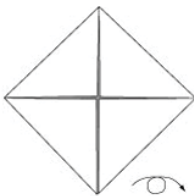
© design finch | www.designfinch.com
for personal use only | not for resale



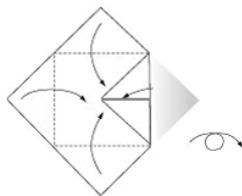
STEP 1
Cut out the square. Fold horizontally and vertically, then unfold.



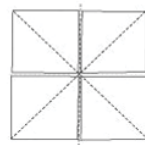
STEP 2
Fold corners to meet in center.



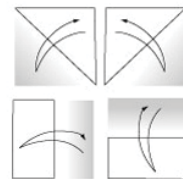
Looks like this.



STEP 3
Flatten and flip over. Fold corners to meet in center.



STEP 4
Flip over. (Do not unfold.)



STEP 5
Fold bottom half up to make a rectangle. Fold, crease, and unfold.



STEP 6
Squash top corners together to open. Place fingers under flaps to play.

© design finch